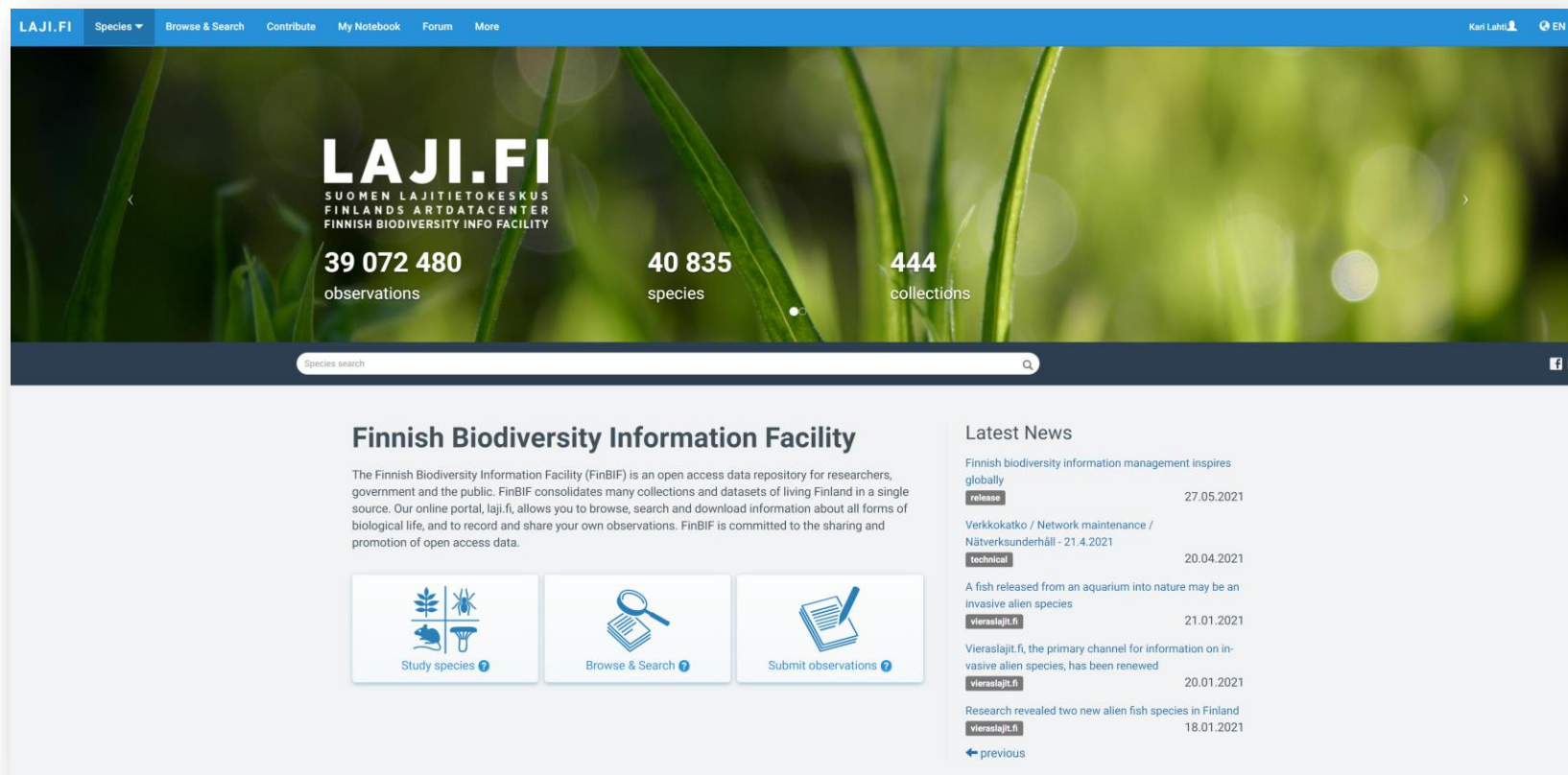


FinBIF - LAJI.FI

Finnish Biodiversity Information Facility

Suomen Lajitietokeskus



FinBIF – Harvesting of Information

Natural Science Collections



LUOMUS
 LUONNONTIETEELLINEN KESKUSMUSEO

TURUN YLIOPISTO | Biodiversiteetti

LUONNONTIETEELLINEN MUSEO

OULUN YLIOPISTO

KUOPION LUONNONTIETEELLINEN MUSEO

JYVÄSKYLÄN YLIOPISTO
 UNIVERSITY OF JYVÄSKYLÄ

Research Monitoring Surveys



Amphibian Survey and Monitoring

SYKE

Luke
 LUONNONVARAKESKUS

METSÄHALLITUS

LUOMUS
 TALVILINTULASKENTA

TURUN YLIOPISTO

Valtakunnallinen päiväperhosseuran (NAFI)

Citizen Science Education Associations Enthusiastic



Lukiolaiset lepakotutkijat

Sieniatlas

Pinkka
 Species learning environment

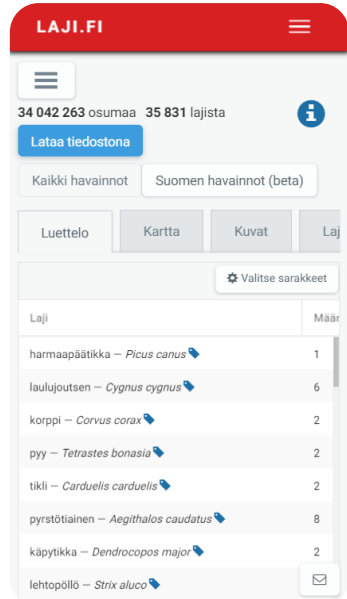
KOKOELMA-KILPAILU

Suomen luonnonsuojeluliitto



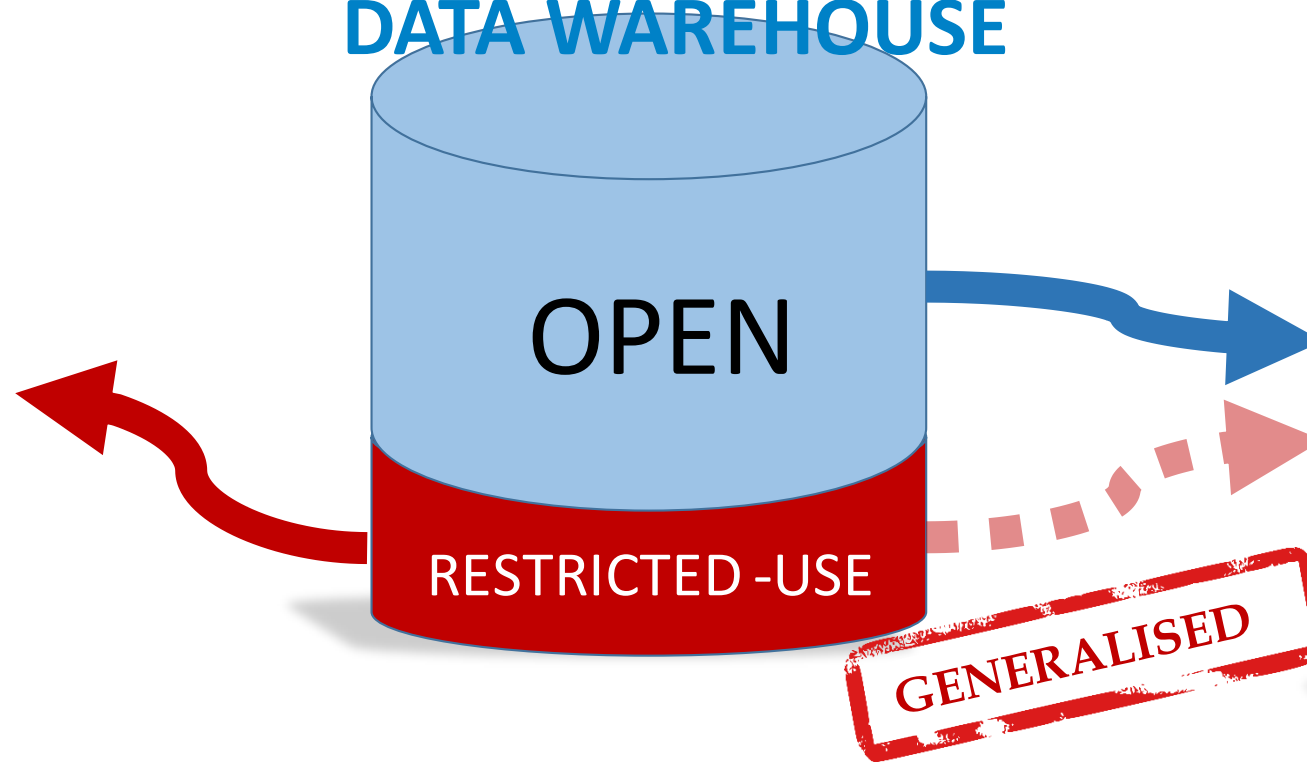
FinBIF – Sharing and using the data

Viranomaiset.laji.fi

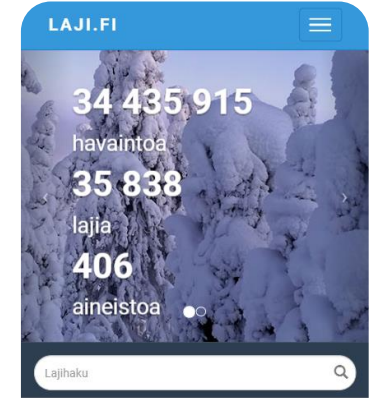


Data Warehouse
LAJI.FI

LAJI.FI DATA WAREHOUSE



Laji.fi



Data Warehouse
LAJI.FI

Motivation

- Build trust
- Check points for yourselves
- Learning and capacity
- Communication opportunity
- Increased funding potential
- Becoming appreciated partner

Process

- Needs supervising
- Step-by-step approach
- Takes time – take your time
- Dialogue needed
- Get acquainted with passed applicants/applications

Challenges

- Not self-evident
- Overlapping requirements
- Time consuming unless good documentation available
- Order / sections slightly confusing
- Need to read the whole document before starting – to avoid shifting around